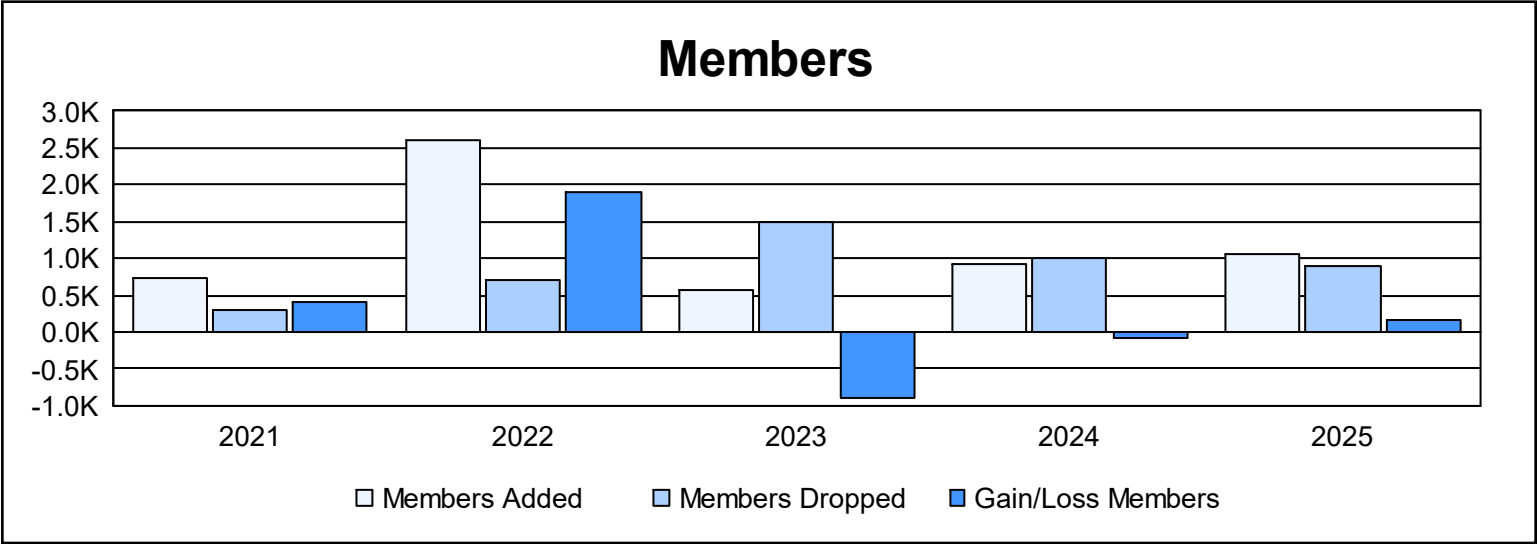
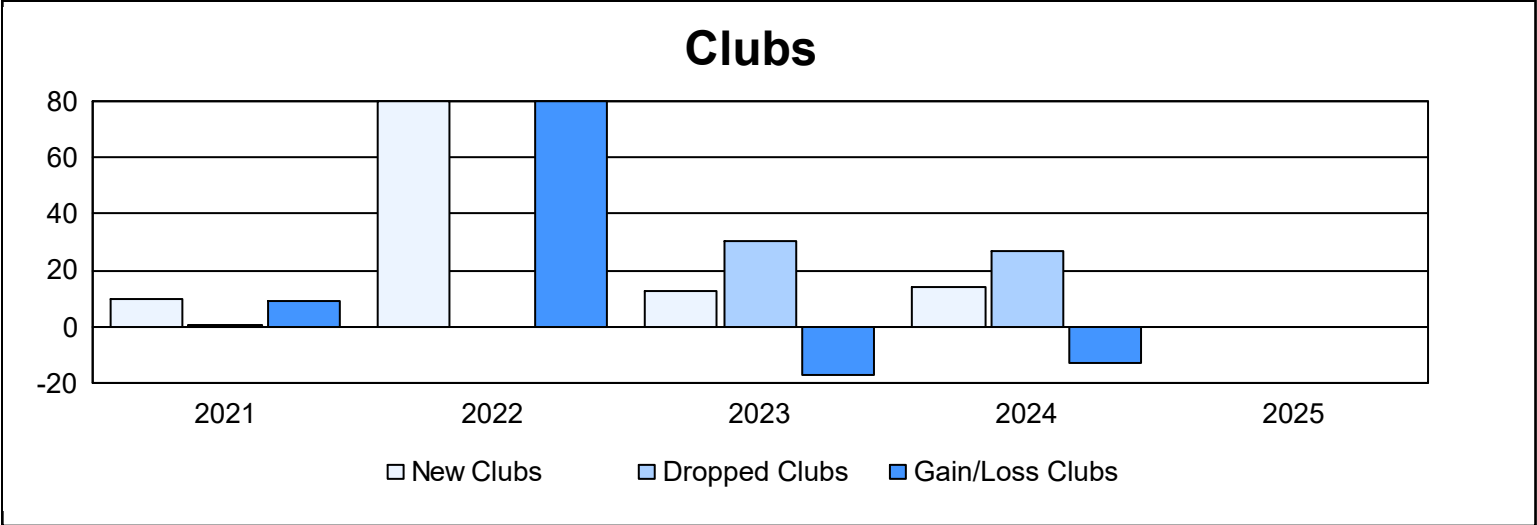
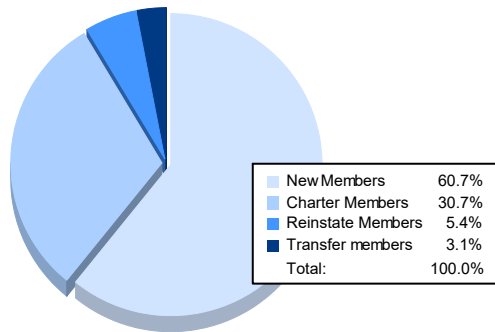


Year	New Clubs	Dropped Clubs	Gain/ Loss Clubs	New Members	Charter Members	Reinstate Members	Transfer Members	Total Member Added	Total Members Dropped	Gain/ Loss Members
2020-2021	10	1	9	452	254	13	4	723	310	413
2021-2022	80	0	80	544	2,033	24	11	2,612	702	1,910
2022-2023	13	30	-17	217	318	20	24	579	1,488	-909
2023-2024	14	27	-13	498	361	44	29	932	1,016	-84
2024-2025				637	322	57	33	1,049	890	159
Average	29	15	15	470	658	32	20	1,179	881	298



Membership Composition June 2025 Cumulative



Gender Composition June 2025 Cumulative

